



OPERATION

Place the diffuser on a flat surface:

- Insert the power adapter connector **1** into the slot **2**, located at the back of the diffuser
- Insert the plug **3** into the socket and then press the POWER button
- Insert the capsule into the slot inside the diffuser, as shown in the figure **4** with the open side facing upwards.



The POWER led lights up when the diffuser is switched ON, indicating that the heating process in alternating phases of the capsule is in progress.



It is possible to enable or disable the IONIZER


CAPSULE MANAGEMENT

Each capsule is for single use and lasts approximately 122 hours. The END of the cycle of the capsule is indicated by an acoustic signal. Never replace the capsule before. At the end of the cycle, a residue of depleted propolis will be visible inside the glass capsule, now devoid of active ingredients.

PROPOLAIR diffusers use only original KONTAK capsules. The processing of propolis and the subsequent filling of glass capsules are galenic preparations and require dedicated and specialized machinery. The use of NOT original capsules may cause a diffuser malfunction, compromising functionality. The capsules are not refillable.

Please note: do not move the device while in use, as the propolis capsule can be hot and the propolis might melt during the sublimation process. When replacing the capsule, wait until the device and exhausted capsule has cooled down.

IT IS NECESSARY TO RESET THE OPERATING SYSTEM AT EVERY CAPSULE CHANGE:



**KONTAK RECOMMENDS THE USE OF THE DIFFUSER 24 HOURS/7 DAYS A WEEK
TO GET THE BEST RESULTS IN PREVENTION OF RESPIRATORY DISEASES
AND FOR A FULL ENVIRONMENTAL SANITATION.**

WARRANTY

The warranty period is 12 months from date of purchase. The guarantee can be applied only upon presentation of the document certifying the purchase. At the time of purchase, the seller guarantees that the device functions correctly if it is managed according to the instructions for use.

Warranty covers replacement or free repair of defective parts as confirmed by the dealer or by a third party appointed by the dealer. Warranty is not extended to parts subject to wear or damage to delicate parts (switch, wire, etc.).

Warranty becomes null and void if the diffuser is not properly used according to the instructions of the manufacturer; if it is modified, repaired or dismantled, even partially, outside the laboratories of seller or belonging to the commercial organization of the manufacturer and if non-original KONTAK propolis capsules are used

TECHNICAL DATA



PROPOLAIR SMART
PATENTED SYSTEM

VOLTAGE 100-240 V
FREQUENCY 50/60 HZ
RATED POWER 5VDC 1A



EUROPEAN
SAFETY
STANDARDS

COVERAGE UP TO:

30
MQ



THE DEVICE IS NOT A DOMESTIC WASTE. DISPOSE OF IN ACCORDANCE WITH LOCAL REGULATIONS.
THE USER IS RESPONSIBLE FOR DISPOSING OF THE APPLIANCE.

WARNINGS

- Do not use the device outdoors. Keep it away from heat, direct sunlight, humidity. Do not use the device with wet hands.
- To clean the unit, it is necessary to disconnect the electricity, without pulling the cable, and use a damp cloth.
- Check the device and the power cord regularly for possible damage. Do not use the appliance if it has fallen to the ground or into the water, and if it is damaged. In the above cases, contact the distributor or an authorized service.
- Keep the device out of reach of children. Children must NOT play with the device.
- Do not insert anything other than the KONTAK propolis capsules in the opening on the device.
- Risk of burns! Please note: do not move the device while in use, as the propolis capsule can be hot and the propolis might melt during the sublimation process. When replacing the capsule,



**Dr. Klinghardt's
First Choice**

